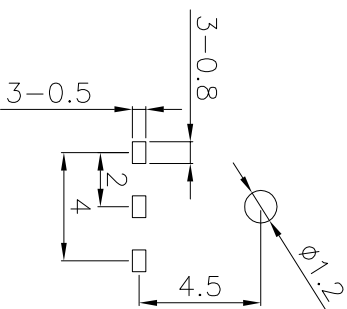
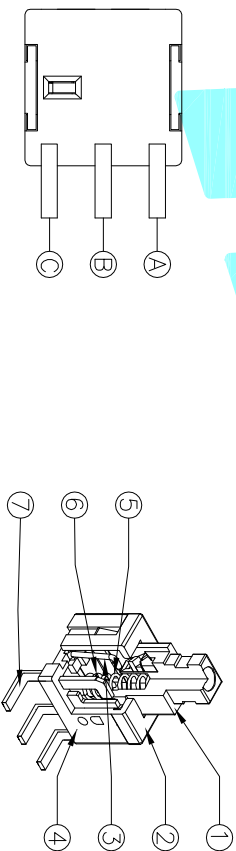
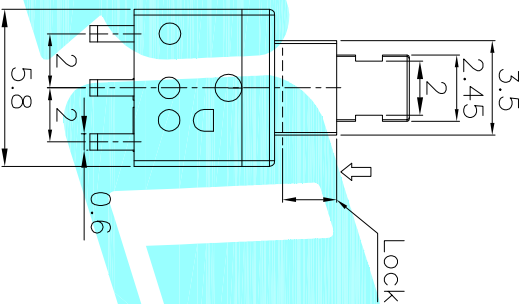
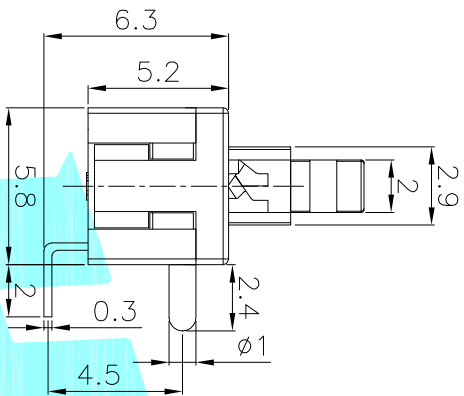


Circuit Diagram



PCB Layout(Pattern Side)



NOTE:
 1.Rated Load: DC 30V 0.1A
 2.Contact resistance: 30mΩ MAX
 3. Insulation Resistance: 100MΩ MIN
 4. Operating Force: 220gf±50gf
 5.Travel : 2.0±0.2mm
 6.Life: 10,000 Cycles

ITEM	PART NAME	TER'NO.	QTY.	MATERIAL	FINISHING	REMARK
⑦	Terminal	3		Brass strip	Plating silver	
⑥	Contact	2		Phosphor bronze	Plating silver	
⑤	Spring	1		SUS	Natural	
④	Base	1		Nylon	Gray	
③	Crochet Needle	1		SUS	Natural	
②	Cover	1		POM	Black	
①	KNOB	1		POM	White	

APPROVALS		DATE	TITLE:
DRAWN	D.J.LV	2018/04/18	PUSHBUTTON SWITCHS

CHECKED: _____ DATE: _____
 APPROVALS: _____ TITLE: PUSHBUTTON SWITCHS

APPROVALS: _____ PART NO. K8-5854D-L1

TOLERANCES ARE	30~以上	10~30	5~10	~5	±0.30	±0.20	±0.15	±0.10	ANGLE	±2°	DRAWING NO.	SCALE: 1:1	PROJ:	SHEET 1 OF 1

ECN NO.	REV.	DATE.	DESCRIPTION.	CHANGE.	CHECK.	APPRO.
	A		NEW △20180418取消无磷产品			