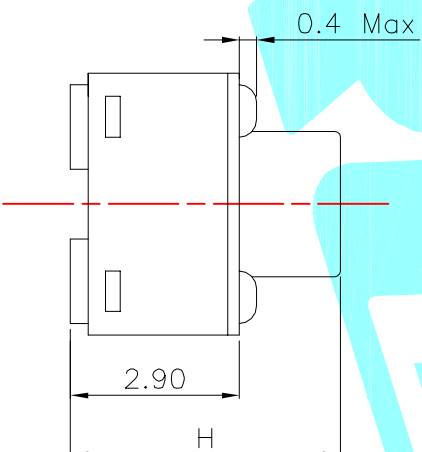
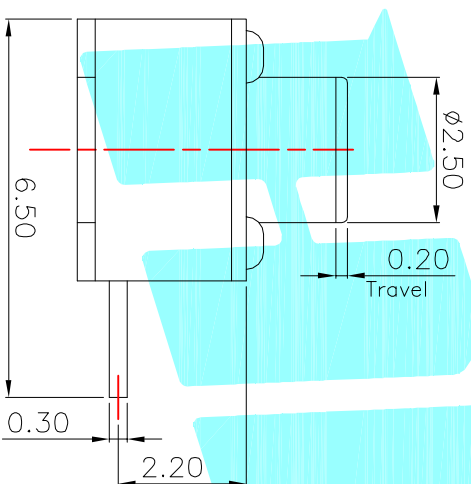
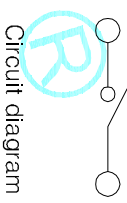


PCB Layout(Pattern Side)



NO.1	
PART NO	H
A	3.8
B	4.3
C	4.8
D	5
E	5.5
F	6
G	6.5
H	7
I	7.5
J	8
K	8.5
L	9

NO.2	
PART NO	vigor
1	90±.30
2	130±.30
3	180±.30
4	250±.30
5	350±.50

NO.3	
PART NO	MATERIAL/QTY
S	SUS/1PC
C	C5210/1PC
D	SUS/2PCS
F	C5210/2PCS

NO.4-NO.5	
PART NO	NOTE
01~99	SERIAL NUMBER

ITEM	PART NAME	TER'NO.	QTY.	MATERIAL	FINISHING	REMARK
⑤	Terminal	---	3	Brass(0.30)	Plating silver	---
④	Contact	---	1	F.Ag/SUS	---	---
③	Base	---	1	PA46	Black	---
②	Cover	---	1	SUS	---	---
①	Keystroke	---	1	PA46	Black	---



APPROVALS		DATE	TITLE:
DRAWN	JKUN.LU	2013/6/24	TACT SWITCHS
CHECKED			ELECTRONICS CO.,LTD

ECN NO.	REV	DATE.	DESCRIPTION.	CHANGE.	CHECK.	APPRO.																												
	A		NEW																															
<table border="1"> <thead> <tr> <th>TOLERANCES ARE</th> <th>30~12.1 ±</th> <th>±0.30</th> <th>ANGLE</th> <th>PART NO.</th> <th>SCALE: 1:1</th> <th>PROJ:</th> </tr> </thead> <tbody> <tr> <td>10~30</td> <td>±0.20</td> <td></td> <td></td> <td>K2-1109DF-□□□□□□</td> <td></td> <td></td> </tr> <tr> <td>5~10</td> <td>±0.15</td> <td></td> <td>±2'</td> <td>DRAWING NO.</td> <td></td> <td></td> </tr> <tr> <td>~5</td> <td>±0.10</td> <td></td> <td></td> <td></td> <td></td> <td></td> </tr> </tbody> </table>							TOLERANCES ARE	30~12.1 ±	±0.30	ANGLE	PART NO.	SCALE: 1:1	PROJ:	10~30	±0.20			K2-1109DF-□□□□□□			5~10	±0.15		±2'	DRAWING NO.			~5	±0.10					
TOLERANCES ARE	30~12.1 ±	±0.30	ANGLE	PART NO.	SCALE: 1:1	PROJ:																												
10~30	±0.20			K2-1109DF-□□□□□□																														
5~10	±0.15		±2'	DRAWING NO.																														
~5	±0.10																																	
DRAWING NO. SHEET 1 OF 1																																		