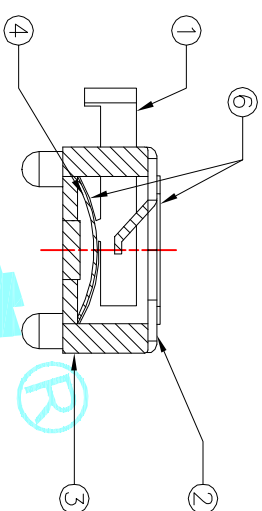
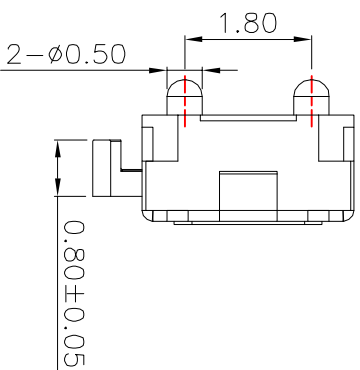
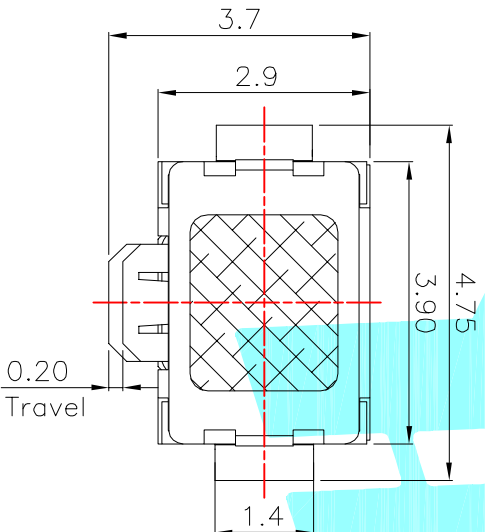
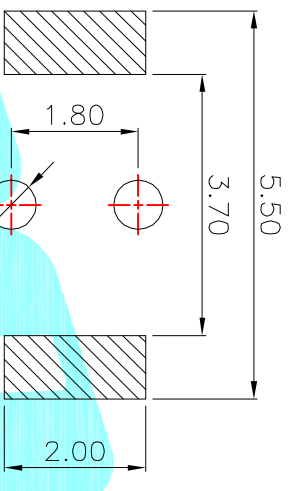
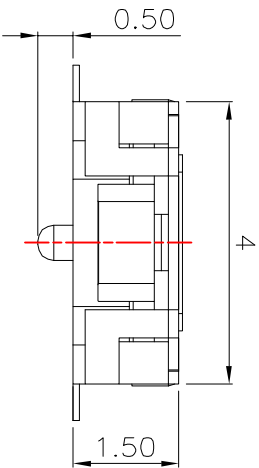




Circuit Diagram



NO.1

PART NO	MATERIAL/QTY
1	vigor 90±30
2	130±30
3	180±30
4	250±30
5	350±50

NO.3-NO.4

PART NO	NOTE
01~99	SERIAL NUMBER

NO.2

PART NO	MATERIAL/QTY
S	SUS/1PC
D	SUS/2PCS

NO.1

PART NO	MATERIAL/QTY
S	SUS/1PC
D	SUS/2PCS

PART NO.	K2-1820SA	
PART NO.	K2-1820SN	

ITEM	PART NAME	TER'NO.	QTY.	MATERIAL	FINISHING	REMARK
⑥	Dust cover	---	2	Kapton film	Yellow	---
⑤	Terminal	---	4	Phosphor Bronze	Plating silver	---
④	Contact	---	1	SUS	Plating silver	---
③	Base	---	1	LCP	White	---
②	Cover	---	1	Brass	Plating silver	---
①	Knob	---	1	PA46	Black	---

APPROVALS	DATE	TITLE:
DRAWN J.X.Zhang	2014/3/18	TACT SWITCHS

ECN NO.	REV.	DATE.	DESCRIPTION.	CHANGE.	CHECK.	APPRO.
	A		NEW			
TOLERANCES ARE			30~12.5 ±0.30	10~30 ±0.20	5~10 ±0.15	~5 ±0.10
			ANGLE	±2'	DRAWING NO.	
			PART NO.	K2-1820SA-AD0W-00	SCALE: 1:1	PROJ:
			ELECTRONICS CO.,LTD			
			SHEET 1 OF 1			