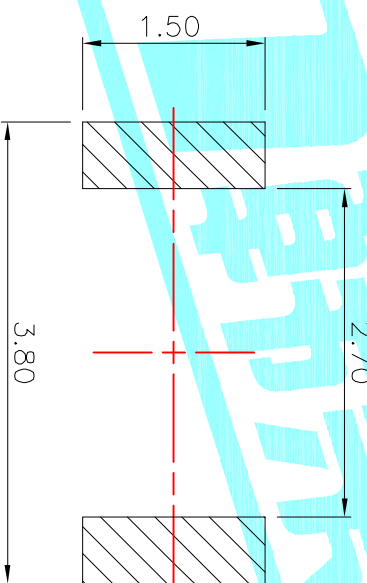
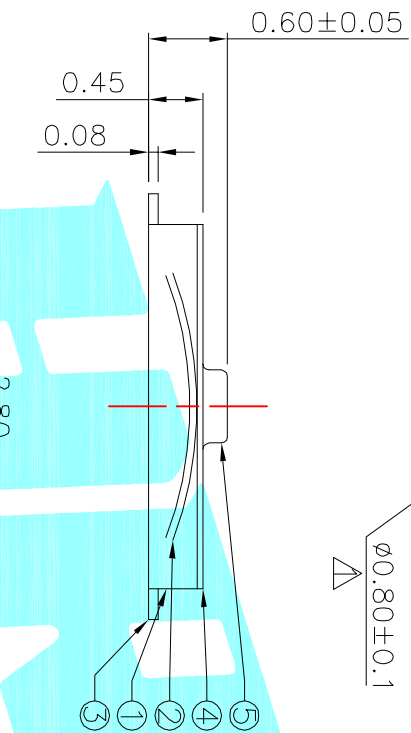
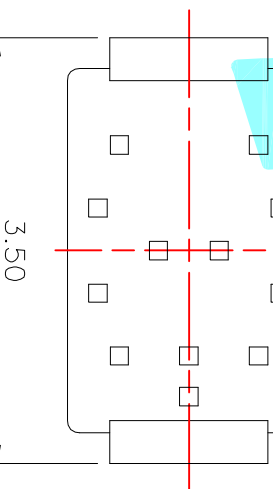


Circuit Diagram



PCB Layout (Pattern Side)



Note:
 Travel: 0.15 ± 0.05 mm
 Operating force: 160 ± 30 gf

NO.1	
PART NO	MATERIAL/QTY
S	SUS/1PC
D	SUS/2PCS

NO.2-NO.3	
PART NO	NOTE
01~99	SERIAL NUMBER

ITEM	PART NAME	TER'NO.	QTY.	MATERIAL	FINISHING	REMARK
⑤	Knob	—	1	PET	Black	—
④	Dust cover	—	1	KAPTON FILM	Yellow/White	—
③	Terminal	—	2	Phosphor Bronze	Plating silver	—
②	Contact	—	2	FAg/SUS	Plating silver	—
①	Base	—	1	Nylon	Black	—

APPROVALS		DATE	
DRAWN	XU QI FENG	DATE	2014/9/13

ECN NO.	REV.	DATE.	DESCRIPTION.	CHANGE.	CHECK.	APPRO.
	C					
	B					
	A		NEW			
TOLERANCES ARE				30~12.5 ±	±0.30	ANGLE
				10~30	±0.20	UNIT: mm
				5~10	±0.15	SCALE: 1:1
				~5	±0.10	DRAWING NO.
						SHEET 1 OF 1



ELECTRONICS CO.,LTD

TACT SWITCHS

PART NO. K2-1827SQ-C3DW-□□

PROJ.