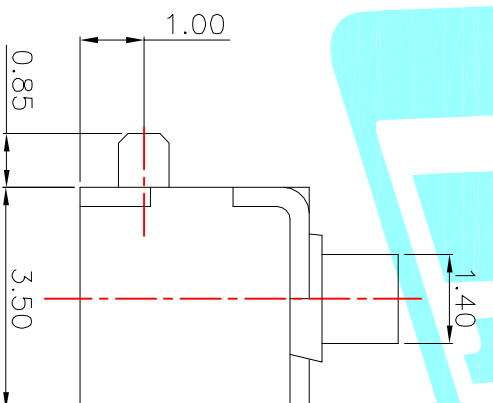
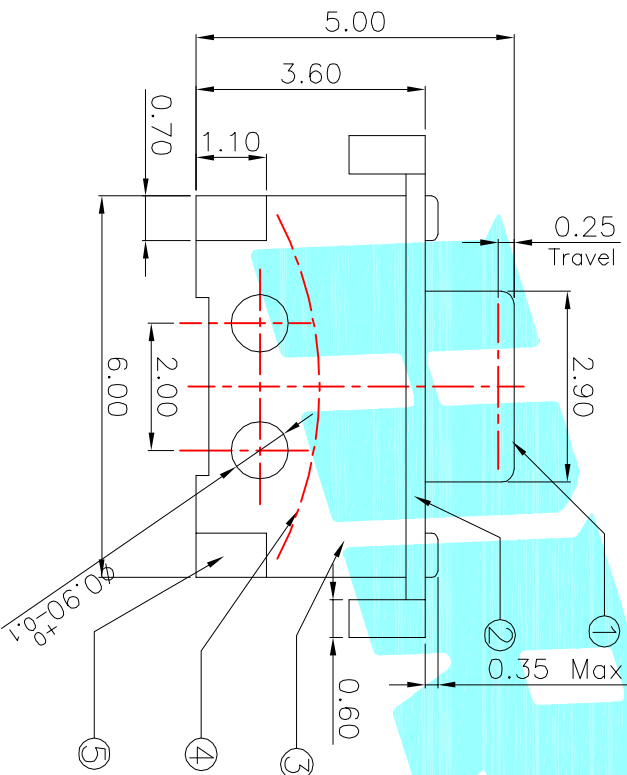
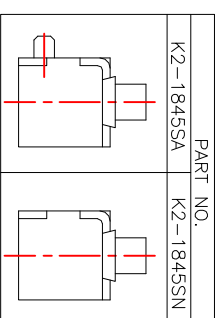


Circuit diagram

NO.1	
PART NO.	vigor
1	90±30
2	130±30
3	180±30
4	250±30
5	350±50

NO.2	
PART NO.	MATERIAL/QTY
S	SUS/1PC
D	SUS/2PCS

NO.3-NO.4	
PART NO.	NOTE
01~99	SERIAL NUMBER



PCB Layout recommended

ITEM	PART NAME	TER'NO.	QTY.	MATERIAL	FINISHING	REMARK
⑤	Terminal	—	2	Brass	Plating silver	
④	Contact	—	1	F.Ag/SUS	Natural	
③	Base	—	1	Nylon	Black	
②	Cover	—	1	Copper Alloy	Plating Nickel	
①	Keystroke	—	1	Nylon	White	

APPROVALS
 DRAWN xu qi feng 2014/10/22
 DATE
 ELECTRONICS CO.,LTD

ECN NO.	REV.	DATE.	DESCRIPTION.	CHANGE.	CHECK.	APPRO.
	A		NEW			
TOLERANCES ARE						
		30~12.5	±0.30		ANGLE	
		10~30	±0.20			
		5~10	±0.15		±2'	
		~5	±0.10			
TITLE: TACT SWITCHS						
PART NO. K2-1845SA-D4SW-04						
SCALE: 1:1						
DRAWING NO.						
PROJ: 1 OF 1						
SHEET 1 OF 1						