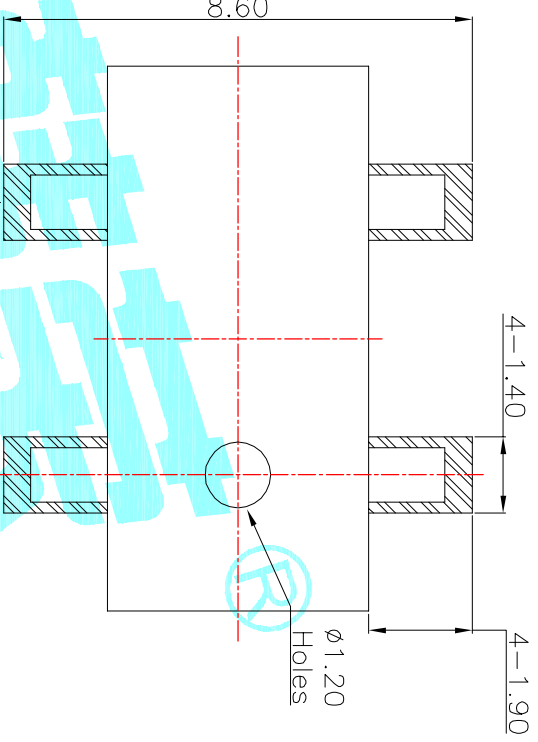
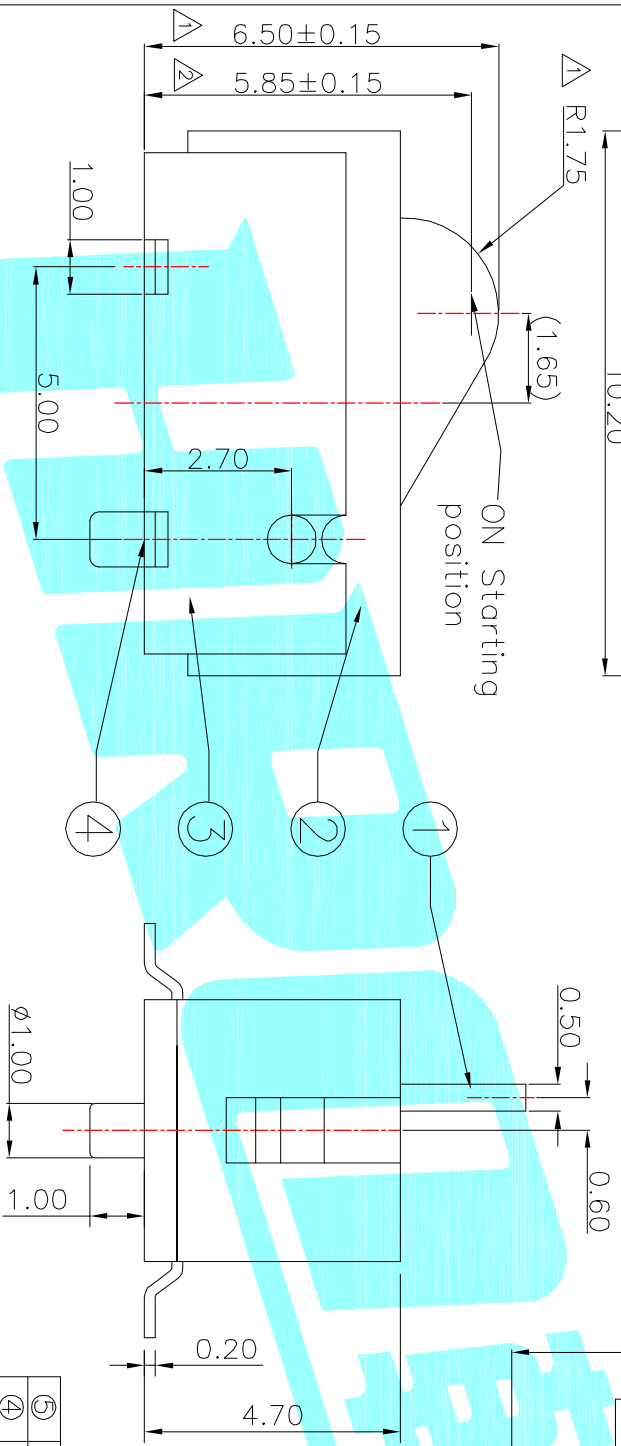


Circuit Diagram



PCB layout (Pattern side)

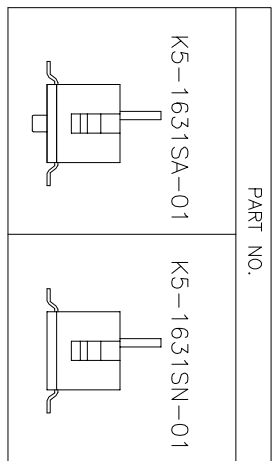
NOTE:  
 Rating: DC 30V 0.1A  
 Operating Force: 30±10gf  
 Lifetime: 100,000 Cycles

ECN NO.	REV.	DATE.	DESCRIPTION.	CHANGE.	CHECK.	APPRO.
	A		NEW			
	B					
	C					

ITEM	PART NAME	TER.NO.	QTY.	MATERIAL	FINISHING	REMARK
⑤	Contact Spring	—	1	Be Alloy	Ag Plated	—
④	Terminal	—	4	Brass	Ag Plated	—
③	Housing	—	1	LCP	Black	—
②	Cover	—	1	LCP	Black	—
①	Slider	—	1	LCP	Black	—

APPROVALS		DATE
DRAWN	JKUNLU	2017/5/22
CHECKED		TITLE:
APPROVALS		PART NO.
TOLERANCES ARE		SCALE: 1:1
30~0.12±	±0.30	ANGLE
10~0.30	±0.20	UNIT: mm
5~0.10	±0.15	DRAWING NO.
~5	±0.10	SHEET 1 OF 1



DETECTOR SWITCHES