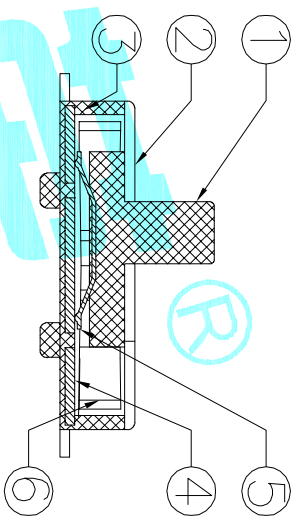
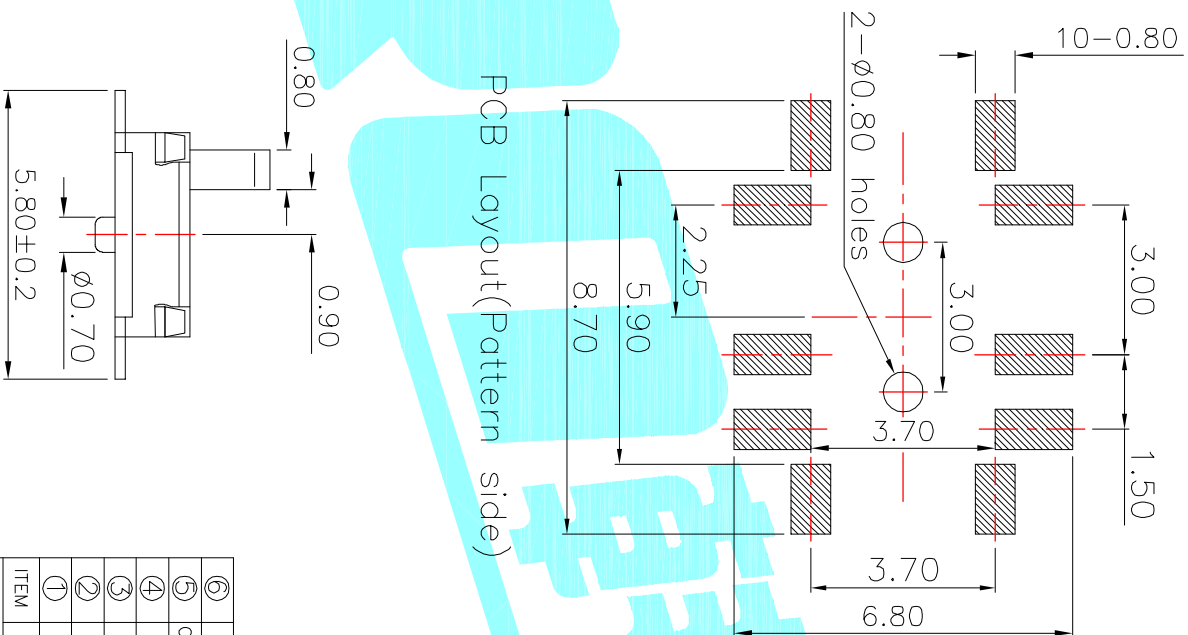
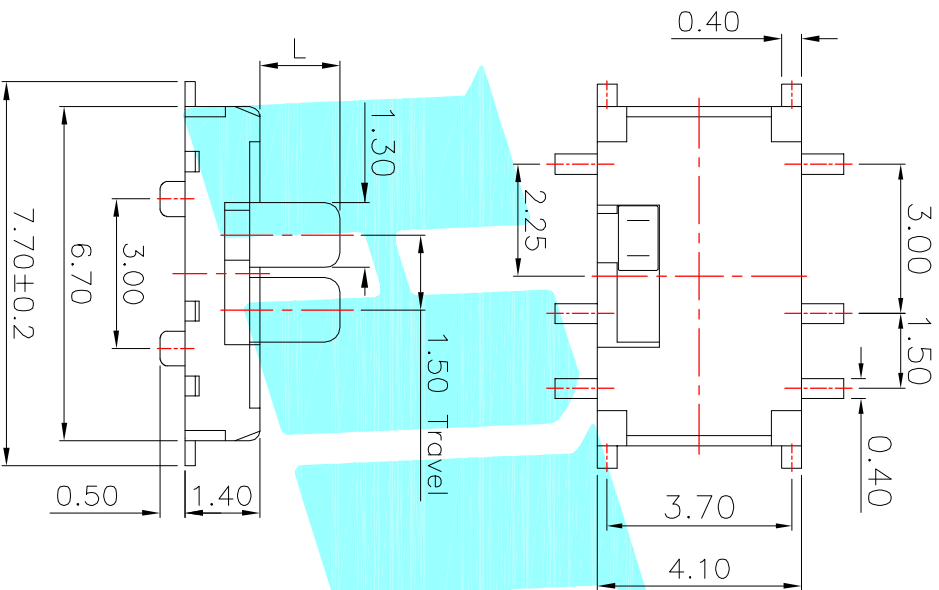


Circuit Diagram



PCB Layout (Pattern side)

| | | |
|-------------|-----|-----------------|
| PART NO. | L | Operating force |
| K3-2258S-E1 | 1.5 | 300±150gf |
| K3-2258S-F1 | 2 | |

| ITEM | PART NAME | TER'NO. | QTY. | MATERIAL | FINISHING | REMARK |
|------|----------------|---------|------|-----------------|-----------|--------|
| ⑥ | Spring Plate | — | 1 | SUS | Natural | — |
| ⑤ | Contact Spring | — | 2 | Phosphor Bronze | Ag Plated | — |
| ④ | Terminal | — | 6 | Brass Strip | Ag Plated | — |
| ③ | Base | — | 1 | LCP | Black | — |
| ② | Cover | — | 1 | Phosphor Bronze | Ag Plated | — |
| ① | Knob | — | 1 | NYLON | Black | — |

| APPROVALS | | DATE | TITLE: | |
|-----------|-----------|-----------|---------------------|--|
| DRAWN | J.X.Zhang | 2013/10/9 | ELECTRONICS CO.,LTD | |
| CHECKED | | | TOGGLE SWITCHES | |
| APPROVALS | | | PART NO. | |

| ECN NO. | REV. | DATE. | DESCRIPTION. | CHANGE. | CHECK. | APPRO. | TOLERANCES ARE | ANGLE | UNIT: | SCALE: | PROJ: | SHEET |
|---------|------|-------|--------------|---------|--------|--------|--------------------------------|----------------------------------|-------|--------|-------|--------|
| | A | | NEW | | | | 30~12.5 10~30 5~10 ~5 | ±0.30 ±0.20 ±0.15 ±0.10 | mm | 1:1 | PROJ: | 1 OF 1 |