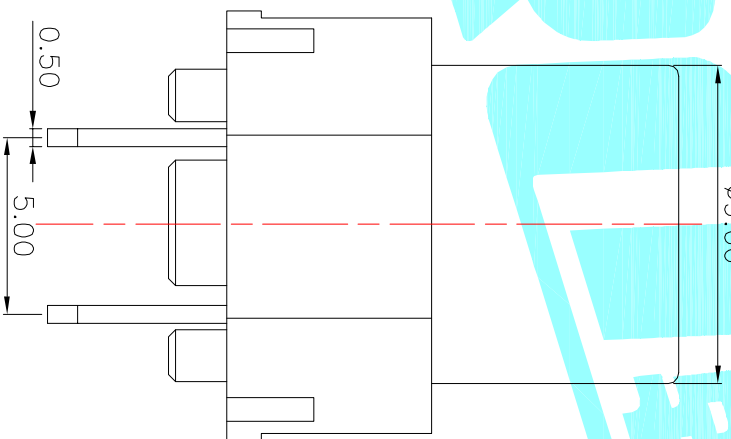
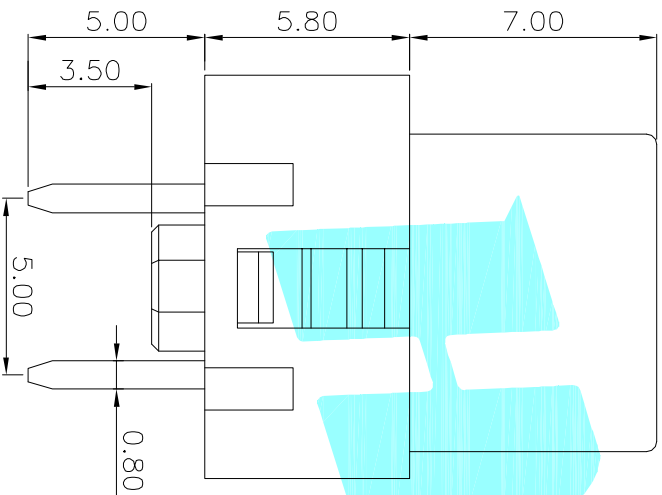
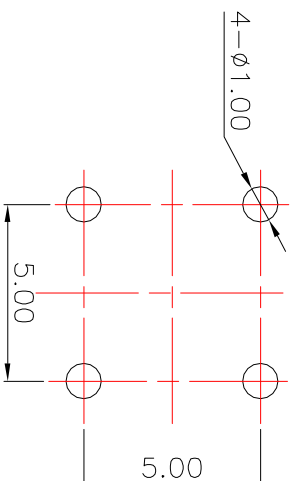


Circuit Diagram



PCBLayout(Pattern Side)



②	Terminal	---	3	Phosphor bronze	Au Plating	---
①	Housing	---	1	Nylon	Black	---
ITEM	PART NAME	TERN NO.	QTY.	MATERIAL	FINISHING	REMARK

APPROVALS		DATE	ELECTRONICS CO.,LTD			
DRAWN	J.X.Zhong	2013/11/11	LED Tact Switch			
CHECKED			TITLE:			
APPROVALS			PART NO. K6-1202D			

ECN NO.	REV.	DATE.	DESCRIPTION.	CHANGE.	CHECK.	APPRO.	TOLERANCES ARE	30~12.5 ±	±0.30	ANGLE	PART NO.	SCALE: 1:1	PROJ:	SHEET 1 OF 1
	A		NEW				10~30	±0.20		UNIT: mm	K6-1202D			
							5~10	±0.15	±2'	DRAWING NO.				
							~5	±0.10						